

**SECOND HALF YEARLY MONITORING REPORT OF
CENTRE FOR DEVELOPMENT STUDIES
ON MID DAY MEALS IN SCHOOLS IN
LAKSHEDWEEP UNION TERRITORY
DURING THE PERIOD OF
1st October, 2013 to 31st March, 2014**

Island Monitored/Covered
Kavaratti



**मध्याह्न भोजन योजना
Mid Day Meal Scheme**

FOREWORD

Centre for Development Studies, the Monitoring Institute in charge of monitoring Lakshadweep Union Territory feels privileged to be one of the Monitoring Institutions across the country for broad based monitoring of SSA, RTE and MDM activities. This is the second half yearly report on Mid Day Meals (MDM) for the year 2013-15 and is based on the data collected from Kavaratti island in Lakshadweep Union Territory.

I hope the findings of the report would be helpful to both the Government of India and the Government of Lakshadweep union territory to understand the functioning of and the achievements with regard to Mid Day Meals (MDM) in the union territory. The problems identified at the grass root level may be useful for initiating further interventions in the implementation of Mid Day Meals (MDM) in the union territory.

In this context I extend my hearty thanks to C. Gasper, Nodal Officer for monitoring Mid Day Meals (MDM) in Lakshadweep and his team members who have rendered a good service by taking pains in assessing the data and preparing the report in time. I am extremely thankful to the officers of the MDM Project at the union territory level for their unhesitating cooperation during the time of monitoring and supervision of various activities concerned with the implementation of Mid Day Meals (MDM) in the union territory.

Dr. Amit Shovon Ray
Director
Centre for Development Studies
Ulloor, Thiruvananthapuram
Kerala -695011

ACKNOWLEDGEMENT

I am thankful to the Additional Secretary (SE & L), the Director, the Deputy Secretary and the Under Secretary in the Department of Midday Meal Scheme, Ministry of Human Resource Development, Shastri Bhawan, New Delhi for providing us an opportunity and adequate funds in time to undertake the monitoring and supervision of the functioning of MDM in Kerala state.

In the process of monitoring the functioning of MDM in the Union Territory of Lakshadweep, the Directorate of School Education in Lakshadweep has been very supportive. In particular, I am very grateful to the Secretary to Government of Union Territory of Lakshadweep in Education Department and the Director of Education. I am thankful to the co-ordinator of MDM in Education Department, Kavaratti for being helpful to me during the time of my visit to Lakshadweep.

I am thankful to all head teachers and the teachers in the schools. They have very kindly responded to me. They have also been very helpful in contacting the students in the classrooms and the parents of the students. I am thankful to all who have cooperated with us in the monitoring and supervision of MDM in the island.

I am grateful to Dr. Amit Shovon Ray, Director, CDS for his guidance and encouragement. I am thankful to Shri. P.Suresh Babu, Registrar, CDS and Shri.S.Suresh, Finance Officer, CDS for being generous, kind and helpful during the time of the project. I am thankful to the Project Associates, L. Anish Abiseik, B.E, M. Eugin Raj, MSW, K.J. Deeputty, M.A, T. Simon, MBA, G. Suthan Prakash, MSW, B.Ed. and R.Nithyan, MBA for taking sincere efforts in analysing and preparing the report well.

I am thankful to the Consultants, MDM, Ed.CIL (India) Limited, Technical Support Group, New Delhi for taking keen interest in my work of monitoring MDM in Kerala. They have been extremely helpful to me in many ways whenever I have approached them in person or over the phone. I am thankful to all of them. I am also thankful to the Project Manager (MDM), Ed.CIL (India) Limited, Technical Support Group, New Delhi for his supports and cooperation.

Chinnappan Gasper
Centre for Development Studies
Thiruvananthapuram, Kerala-695011
gasperij@gmail.com

Monitoring the functioning of Mid Day Meals in schools in Kavaratti island, Lakshadweep union territory

During 1st October, 2014 to 31st March, 2015

There are 36 coral islands in the Union Territory of Lakshadweep. They are scattered in the Arabian Sea. Only 10 of these islands are inhabited. They are Minicoy, Bitra, Kiltan, Chetlat, Kadmat, Amini, Kavaratti, Agatti, Androth and Kalpeni as shown in the map below:



The present study is focussed on the implementation of Midday meals in schools in Kavaratti island. The total area of land available in the ten islands of Lakshadweep is depicted in the following figure:

AREA IN SQ. M	
1 MINICOY	
2 KALPENI	4.37280
3 ANDROTT	2.27849
4 AGATTI	4.84064
5 KAVARATTI	2.70728
6 AMINI	3.62549
7 KADMAT	2.57486
8 KILTAN	3.12460
9 CHETLAT	1.63372
10 BITRA	1.63372
UNINHABITED ISLANDS	0.02031
	1.02778

The total area of land available in Kavaratti island is 3.6 square kms. It is the third largest island in Lakshadweep. There are 64,429 persons living in Lakshadweep UT according to Census 2011. The density of population is 2,013 inhabitants per square kilometre. The sex ratio is 946 females for every 1000 males. The literacy rate is 92.28 per cent.

The population of the island is Muslim. They belong to ST community. The percentage of girls is 40 to 47 per cent in schools. There are five Lower Primary (LP) schools and five Upper Primary (UP) schools. All the ten schools are visited in the month of March, 2014.

1. At school level



S.No.	Indicators
1.	<p data-bbox="296 745 1353 786"><u>Availability of foodgrains</u></p> <p data-bbox="320 819 1353 891">i) Whether buffer stock of food grains for one month is available at the school?</p> <p data-bbox="389 949 1353 1021">All the ten schools in the island do keep rice and other grains required for feeding the children of their school for a month.</p> <p data-bbox="320 1079 1353 1151">ii) Whether food grains are delivered in school in time by the lifting agency?</p> <p data-bbox="389 1209 1353 1281">All the ten schools purchase food grains from the cooperative stores in the island.</p> <p data-bbox="312 1339 1353 1411">iii) If lifting agency is not delivering the food grains at school how the food grains is transported up to school level?</p> <p data-bbox="389 1469 1353 1581">The head teacher or the teacher-in-charge of Noon meals in the schools brings the food grains from the co-operative stores to the schools.</p> <p data-bbox="312 1639 1353 1675">iv) Whether the food grains is of FAQ of Grade A quality?</p> <p data-bbox="389 1733 1054 1769">The food grains are of FAQ of Grade A quality.</p> <p data-bbox="312 1783 1353 1854">v) Whether food grains are released to school after adjusting the unspent balance of the previous month?</p> <p data-bbox="389 1912 1353 1984">Food grains are released to schools after adjusting the unspent balance of the previous month.</p>

S.No.	Indicators
2.	<p data-bbox="296 230 655 268"><u>Timely release of funds</u></p> <p data-bbox="316 304 1350 510"> i) Whether State is releasing funds to District / block / school on regular basis in advance? If not, a) Period of delay in releasing funds by State to district. b) Period of delay in releasing funds by District to block / schools. c) Period of delay in releasing funds by block to schools. </p> <p data-bbox="389 555 1350 925"> The Director of Education at Kavaratti has released (has e-transferred) funds to the account of the Principal of the Senior Higher Secondary School (the Lead School) in Kavarathi Island. All schools in the island are permitted to make purchases (credit purchase) according to the amount of grant each school is entitled to and submit the bills to the Principal of the <i>Lead School</i> at the end of month. The cost of cooking meals is settled by the end of every month. Hence there is no delay in making purchases required for MDM. The salary of the cooks and helpers are paid by the government directly. </p> <p data-bbox="316 958 730 996">ii) Any other observations.</p>
3.	<p data-bbox="296 1070 727 1108"><u>Availability of Cooking Cost</u></p> <p data-bbox="316 1144 1350 1361"> i) Whether school / implementing agency has receiving cooking cost in advance regularly? ii) Period of delay, if any, in receipt of cooking cost. iii) In case of non-receipt of cooking cost how the meal is served? iv) Mode of payment of cooking cost (Cash / cheque / e-transfer)? </p> <p data-bbox="389 1417 1350 1675"> The cooking cost has been e-transferred to bank account of the Lead School in the island by the beginning of the academic year (ie., in the month of May). All schools in the island are permitted to make purchases according to the amount of grant each school is entitled to and submit the bills to the Principal of the lead school in the island every month. Hence there is no delay in making purchases required for MDM. </p> <p data-bbox="389 1709 1350 1787"> The salary of the cooks and helpers are paid by the government directly by issuing cheques. </p>



S.No.	Indicators
4.	<p data-bbox="296 235 799 271"><u>Availability of Cook-cum-helpers</u></p> <p data-bbox="323 309 1350 378">i) Who engaged Cook-cum-helpers at schools (Department / SMC / VEC / PRI / Self Help Group / NGO /Contractor)?</p> <p data-bbox="391 439 1350 544">The cooks and helpers for each school are appointed by the UT government. Some of the cooks and helpers are permanent and others are daily wage earners.</p> <p data-bbox="323 607 1350 676">ii) If cook-cum-helper is not engaged who cooks and serves the meal?</p> <p data-bbox="391 736 1350 842">The cooking is done by the appointed cooks and helpers only; and they are supported by the teachers and the students in serving the food.</p> <p data-bbox="312 904 1350 974">iii) Is the number of cooks-cum-helpers engaged in the school as per GOI norms or as per State norms?</p> <p data-bbox="391 1034 1238 1070">The cooks and helpers are paid according to the UT norms.</p> <p data-bbox="312 1133 951 1169">iv) Honorarium paid to cooks cum helpers.</p> <p data-bbox="391 1229 1166 1265">Salaries and wages are paid to the cooks and helpers.</p> <p data-bbox="312 1328 959 1364">v) Mode of payment to cook-cum-helpers?</p> <p data-bbox="391 1424 786 1460">Cheques are given to them.</p> <p data-bbox="312 1523 1227 1559">vi) Are the remuneration paid to cooks cum helpers regularly?</p> <p data-bbox="391 1619 1350 1688">Just like the school teachers, the cooks and helpers are paid by the UT government at the end of every month.</p> <p data-bbox="312 1751 1326 1787">vii) Social Composition of cooks cum helpers? (SC/ST/OBC/Minority)</p> <p data-bbox="391 1848 1350 1953">The entire population in the island belongs to Muslim ST community. Naturally all the cooks and helpers belong to Muslim Scheduled Tribes.</p>




S.No.	Indicators
	<p>viii) Is there any training module for cook-cum-helpers?</p> <p>There is no training module is available in the island.</p> <p>ix) Whether training has been provided to cook-cum-helpers?</p> <p>No special training has been given to the cooks.</p> <p>x) In case the meal is prepared and transported by the Centralized kitchen / NGO, whether cook-cum-helpers have been engaged to serve the meal to the children at school level.</p> <p>There is no involvement of centralized kitchen or NGO in the MDM scheme.</p> <p>xi) Whether health check-up of cook-cum-helpers has been done?</p> <p>The cooks and the helpers have said that they had taken periodical health check-ups.</p>
5.	<p><u>Regularity in Serving Meal</u></p> <p>Whether the school is serving hot cooked meal daily? If there was interruption, what was the extent and reasons for the same?</p> <p>Hot cooked meal is served to all students in the schools at every noon.</p>
6.	<p><u>Quality & Quantity of Meal</u></p> <p>Feedback from children on</p> <p>i) Quality of meal The students say that the meal is good.</p> <p>ii) Quantity of meal They are satisfied with the quality of the meal given to them.</p> <p>iii) Quantity of pulses used in the meal per child. Only dhal and not other pulses is cooked as curry and given to children along with rice and is adequate for every student.</p>

S.No.	Indicators
	<div data-bbox="395 277 1082 788" data-label="Image"> </div> <p data-bbox="309 891 1267 929">iv) Quantity of green leafy vegetables used in the meal per child.</p> <p data-bbox="389 987 1350 1061">Fresh leafy vegetables are not available in the islands. Hence they are very rarely provided.</p> <p data-bbox="316 1120 922 1158">v) Whether double fortified salt is used?</p> <p data-bbox="389 1216 756 1254">Yes. It is used in cooking.</p> <p data-bbox="309 1312 1043 1350">vi) Acceptance of the meal amongst the children.</p> <p data-bbox="389 1408 1350 1482">The students are used to non-vegetarian meal at home. Hence they do not have much liking for vegetarian meal in the school.</p> <p data-bbox="303 1541 1350 1615">vii) Method / Standard gadgets / equipment for measuring the quantity of food to be cooked and served.</p> <p data-bbox="389 1673 1350 1778">No school has standard gadget for measuring grains. There is need to provide all schools with standard gadgets for measuring the quantity of food grains to be cooked.</p>
7.	<p data-bbox="296 1839 536 1877"><u>Variety of Menu</u></p> <p data-bbox="325 1912 740 1951">i) Who decides the menu?</p> <p data-bbox="389 1957 1094 1995">The menu is decided by the school and the SMC.</p>

S.No.	Indicators
	<p data-bbox="316 280 1351 353">ii) Whether weekly menu is displayed at a prominent place noticeable to community?</p> <p data-bbox="389 412 1270 450">All schools have menu; but not displayed on the notice board.</p> <p data-bbox="309 506 932 544">iii) Is the menu being followed uniformly?</p> <p data-bbox="389 600 1351 674">It is difficult to follow the menu; for everything except fish has to come from the mainland.</p> <p data-bbox="309 730 1150 768">iv) Whether menu includes locally available ingredients?</p> <p data-bbox="389 824 1351 898">Yes. Locally available fish is included in the menu. Locally available coconut oil and coconut power are used in cooking.</p> <div data-bbox="395 954 847 1552">  </div> <div data-bbox="868 954 1326 1552">  </div> <p data-bbox="316 1659 1351 1733">v) Whether menu provides required nutritional and calorific value per child?</p> <p data-bbox="389 1792 639 1830">We assume, yes.</p>

S.No.	Indicators																																																																																																																																							
8.	<p data-bbox="295 235 1348 302">i) <u>Display of Information under Right to Education Act, 2009 at the school level at prominent place</u></p> <p data-bbox="391 313 1252 537"> a) Quantity and date of food grains received b) Balance quantity of food grains utilized during the month. c) Other ingredients purchased, utilized d) Number of children given MDM e) Daily menu </p> <p data-bbox="486 548 1348 616">This information was available on the wall in one school as shown below:</p> <div data-bbox="491 683 976 1041" data-label="Table"> <table border="1"> <thead> <tr> <th rowspan="2">Particulars</th> <th colspan="7">Date</th> </tr> <tr> <th>11/12</th> <th>18/12</th> <th>25/12</th> <th>1/1</th> <th>8/1</th> <th>15/1</th> <th>22/1</th> </tr> </thead> <tbody> <tr> <td>Quantity of food grains received and utilized</td> <td></td> <td></td> <td></td> <td></td> <td></td> <td></td> <td></td> </tr> <tr> <td>1. Rice received (kg)</td> <td>200kg</td> <td>200kg</td> <td>200</td> <td>200</td> <td>200</td> <td>200</td> <td>200kg</td> </tr> <tr> <td>2. Date of receipt</td> <td></td> <td></td> <td></td> <td></td> <td></td> <td></td> <td></td> </tr> <tr> <td>3. Quantity of food grains utilized</td> <td>100kg</td> <td>100kg</td> <td>100</td> <td>100</td> <td>100</td> <td>100</td> <td>100kg</td> </tr> <tr> <td>4. Other ingredients</td> <td></td> <td></td> <td></td> <td></td> <td></td> <td></td> <td></td> </tr> <tr> <td>5. Purchase</td> <td></td> <td></td> <td></td> <td></td> <td></td> <td></td> <td></td> </tr> <tr> <td>6. Utilized</td> <td></td> <td></td> <td></td> <td></td> <td></td> <td></td> <td></td> </tr> <tr> <td>7. Number of children given Mid Day Meal</td> <td></td> <td></td> <td></td> <td></td> <td></td> <td></td> <td></td> </tr> <tr> <td>8. No. Primary</td> <td>120</td> <td>120</td> <td>120</td> <td>120</td> <td>120</td> <td>120</td> <td>120</td> </tr> <tr> <td>9. Primary</td> <td>120</td> <td>120</td> <td>120</td> <td>120</td> <td>120</td> <td>120</td> <td>120</td> </tr> <tr> <td>10. Upper Primary</td> <td>120</td> <td>120</td> <td>120</td> <td>120</td> <td>120</td> <td>120</td> <td>120</td> </tr> <tr> <td>11. Secondary</td> <td>120</td> <td>120</td> <td>120</td> <td>120</td> <td>120</td> <td>120</td> <td>120</td> </tr> <tr> <td>12. Senior Secondary</td> <td>120</td> <td>120</td> <td>120</td> <td>120</td> <td>120</td> <td>120</td> <td>120</td> </tr> <tr> <td>13. Daily Menu</td> <td></td> <td></td> <td></td> <td></td> <td></td> <td></td> <td></td> </tr> <tr> <td>14. Name of Community member who cooked the food</td> <td></td> <td></td> <td></td> <td></td> <td></td> <td></td> <td></td> </tr> </tbody> </table> </div> <p data-bbox="311 1097 1348 1176">ii) <u>Display of MDM logo at prominent place preferably outside wall of the school.</u></p> <p data-bbox="391 1209 1197 1243">The logo was found within the school. It is shown below:</p> <div data-bbox="395 1321 1061 1814" data-label="Image"> </div>	Particulars	Date							11/12	18/12	25/12	1/1	8/1	15/1	22/1	Quantity of food grains received and utilized								1. Rice received (kg)	200kg	200kg	200	200	200	200	200kg	2. Date of receipt								3. Quantity of food grains utilized	100kg	100kg	100	100	100	100	100kg	4. Other ingredients								5. Purchase								6. Utilized								7. Number of children given Mid Day Meal								8. No. Primary	120	120	120	120	120	120	120	9. Primary	120	120	120	120	120	120	120	10. Upper Primary	120	120	120	120	120	120	120	11. Secondary	120	120	120	120	120	120	120	12. Senior Secondary	120	120	120	120	120	120	120	13. Daily Menu								14. Name of Community member who cooked the food							
Particulars	Date																																																																																																																																							
	11/12	18/12	25/12	1/1	8/1	15/1	22/1																																																																																																																																	
Quantity of food grains received and utilized																																																																																																																																								
1. Rice received (kg)	200kg	200kg	200	200	200	200	200kg																																																																																																																																	
2. Date of receipt																																																																																																																																								
3. Quantity of food grains utilized	100kg	100kg	100	100	100	100	100kg																																																																																																																																	
4. Other ingredients																																																																																																																																								
5. Purchase																																																																																																																																								
6. Utilized																																																																																																																																								
7. Number of children given Mid Day Meal																																																																																																																																								
8. No. Primary	120	120	120	120	120	120	120																																																																																																																																	
9. Primary	120	120	120	120	120	120	120																																																																																																																																	
10. Upper Primary	120	120	120	120	120	120	120																																																																																																																																	
11. Secondary	120	120	120	120	120	120	120																																																																																																																																	
12. Senior Secondary	120	120	120	120	120	120	120																																																																																																																																	
13. Daily Menu																																																																																																																																								
14. Name of Community member who cooked the food																																																																																																																																								


S.No.	Indicators
9. I	<p data-bbox="295 237 405 271"><u>Trends</u></p> <p data-bbox="295 309 1350 376">Extent of variation (As per school records vis-à-vis Actual on the day of visit).</p> <ul style="list-style-type: none"> <li data-bbox="320 394 544 427">i) Enrolment <li data-bbox="320 443 1038 477">ii) No. of children present on the day of the visit. <li data-bbox="320 492 1126 526">iii) No. of children availing MDM as per MDM Register. <li data-bbox="320 542 1350 609">iv) No. of children actually availing MDM on the day of visit as per head count. <p data-bbox="295 656 804 689">All children participate in the meals.</p>
10.	<p data-bbox="295 763 501 797"><u>Social Equity</u></p> <ul style="list-style-type: none"> <li data-bbox="320 842 1350 909">i) What is the system of serving and seating arrangements for eating? <p data-bbox="295 925 1350 992">The food is distributed to the children at a point (say near the kitchen). The children collect the food and eat in the dining halls as shown below:</p> <div style="text-align: center;">   </div>

S.No.	Indicators
	  


S.No.	Indicators
	<p>ii) Did you observe any gender or caste or community discrimination in cooking or serving or seating arrangements?</p> <p>There is no discrimination on the basis of caste or gender in the schools. All students belong to the one and the same community.</p> <p>iii) The name of the school where discrimination found of any kind may be mentioned in the main body of the report along with date of visit.</p> <p>No discrimination observed.</p> <p>iv) If any kind of social discrimination is found in the school, comments of the team may be given in the inspection register of the school.</p> <p>No discrimination observed.</p>
11.	<p><u>Convergence With Other Schemes</u></p> <p>1. Sarva Shiksha Abhiyan</p> <p>The dining halls, toilets and water tanks are the contributions of SSA. Medical camps are organised by SSA. One and the same department conducting and organised SSA and MDM in the island.</p> <p>2. School Health Programme</p> <p>i) Is there school Health Card maintained for each child? These cards are not available.</p> <p>ii) What is the frequency of health check-up? Once in a year.</p> <p>iii) Whether children are given micronutrients (Iron, folic acid, vitamin – A dosage) and de-worming medicine periodically? These are given to children.</p> <p>iv) Who administers these medicines and at what frequency? Health personal from the Community health centre in the island.</p>


S.No.	Indicators
	<p>v) Whether height and weight record of the children is being indicated in the school health card.</p> <p>At the time of medical check-up, they are calculated.</p> <p>vi) Whether any referral during the period of monitoring.</p> <p>No referral during the period of monitoring.</p> <p>vii) Instances of medical emergency during the period of monitoring.</p> <p>The Lead School in the island has a ambulance for the use of all students, teachers and all people in times of emergency.</p> <p>viii) Availability of the first aid medical kit in the schools.</p> <p>The schools have a first-aid kit.</p> <p>ix) Dental and eye check-up included in the screening.</p> <p>At the time of medical check up, if doctors are available, then dental and eye check-ups are also done.</p> <p>x) Distribution of spectacles to children suffering from refractive error.</p> <p>In the island, it very d.ifficult to find specialist doctors and organize medical camps. However, medical check is done and spectacles are distributed to children.</p> <p>2. Drinking Water and Sanitation Programme</p> <p>i) Whether potable water is available for drinking purpose in convergence with Drinking Water and Sanitation Programme.</p> <p>Drinking water is available in the island.</p> <p>3. MPLAD / MLA Scheme</p> <p>The lead school in the island has an ambulance from the MP fund. The ambulance is used for all students in all schools in the island.</p>

S.No.	Indicators
	4. Any Other Department / Scheme.
12.	<p data-bbox="295 342 507 376"><u>Infrastructure</u></p> <p data-bbox="295 414 608 448">1. Kitchen-cum-Store</p> <p data-bbox="336 461 884 495">a) Is a pucca kitchen shed-cum-store</p> <ul style="list-style-type: none"> <li data-bbox="368 508 772 542">i) Constructed and in use <li data-bbox="368 555 1350 629">ii) Under which Scheme Kitchen-cum-store constructed - MDM/SSA/Others <li data-bbox="368 642 1158 676">iii) Constructed but not in use (Reasons for not using) <li data-bbox="368 689 711 723">iv) Under construction <li data-bbox="368 736 1007 770">v) Sanctioned, but construction not started <li data-bbox="368 784 655 817">vi) Not sanctioned <p data-bbox="440 866 991 900">All schools have kitchen which are old.</p> <p data-bbox="336 936 1350 1081">b). In case the pucca kitchen-cum-store is not available, where is the food being cooked and where the food grains/other ingredients are being stored? Food is cooked in the temporary shed only as shown below:</p> <div data-bbox="437 1140 1254 1749" data-label="Image"> </div> <p data-bbox="336 1854 1350 1928">c) Kitchen-cum-store in hygienic condition, properly ventilated and away from classrooms.</p> <p data-bbox="336 1942 1350 2007">The kitchen is well ventilated because the sides are open for free flow of air.</p>

S.No.	Indicators
	<p>d) Whether MDM is being cooked by using firewood or LPG based cooking?</p> <p>Only firewood is used for cooking. Coconut leaves and fibres are available without cost.</p> <p>e) Whether on any day there was interruption due to non-availability of firewood or LPG?</p> <p>There is no interruption in the supply of mdm.</p> <p><u>2. Kitchen Devices</u></p> <p>i) Whether cooking utensils are available in the school?</p> <p>ii) Source of funding for cooking and serving utensils – Kitchen Devices fund / MME / Community contribution / others.</p> <p>iii) Whether eating plates etc are available in the school?</p> <p>Adequate number of plates and tumblers is available in all schools. The vessels required for cooking and serving are also adequate. All these are supplied by the government.</p> 

S.No.	Indicators
	<p data-bbox="309 280 1355 353">iv) Source of funding for eating plates - MME / Community contribution / others?</p> <p data-bbox="389 412 1355 486">Government of UT has provided funds for the purchase of plates and tumblers.</p> <p data-bbox="296 533 753 568"><u>3. Availability of storage bins</u></p> <p data-bbox="325 604 1355 678">i) Whether storage bins are available for food grains? If yes, what is the source of their procurement?</p> <p data-bbox="389 714 1355 936">The MDM programme has been functioning even before government of India introduced it. As such the UT government has purchased the storage bins earlier. Some storage bins are available in schools. The large quantities of rice are kept in sacks in some schools. The kind of storage bins available in the schools is shown in the pictures below:</p> <div data-bbox="515 969 1131 1429" data-label="Image"> <p>The image shows two large, cylindrical metal storage bins. The bin on the left is partially filled with a yellowish powder, and a small metal object is visible inside. The bin on the right is also filled with the same powder and has a dark rectangular object resting on its surface. The bins are placed on a dark surface, possibly a table or counter, against a light-colored wall.</p> </div> <p data-bbox="296 1503 659 1538"><u>4. Toilets in the school</u></p> <p data-bbox="341 1574 1195 1612">i) Is separate toilet for the boys and girls are available?</p> <p data-bbox="437 1648 1118 1686">Separate toilets are available for boys and girls.</p> <p data-bbox="341 1722 707 1760">ii) Are toilets usable?</p> <p data-bbox="437 1796 852 1834">They are in usable condition.</p>

S.No.	Indicators																																																														
	<p data-bbox="295 232 774 268">5. <u>Availability of potable water</u></p> <p data-bbox="343 302 1348 369">i) Is Tap water / tube well / hand pump / Well / Jet pump available?</p> <p data-bbox="438 392 1348 459">All schools in the island use well water. They have water tank above the building and the water is supplied throw pipe.</p>  <p data-bbox="343 996 686 1041">ii) Any other source</p> <p data-bbox="295 1086 837 1120">6. <u>Availability of fire extinguishers</u></p> <p data-bbox="343 1153 949 1187">Fire extinguishers are available in schools.</p> <p data-bbox="295 1232 981 1265">7. <u>IT infrastructure available @ School level</u></p> <p data-bbox="343 1310 1141 1344">a) Number of computers available in the school (if any).</p> <p data-bbox="391 1400 1348 1646">All schools have computers. Three schools have 6 to 10 computers, one school has 11 to 15 computers and the remaining one school has more than 20 computers. Moreover some computers are functional in every school. In three schools, only 3 computers are functional; in one school, 6 computers are functional; and in another school, more than 10 computers are functional.</p> <table border="1" data-bbox="454 1691 1189 1769"> <thead> <tr> <th colspan="2"></th> <th colspan="8">Number of computers available in schools</th> </tr> <tr> <th>Schools</th> <th></th> <th>0</th> <th>1</th> <th>2-3</th> <th>4-5</th> <th>6-10</th> <th>11-15</th> <th>16-20</th> <th>Above 20</th> <th>Total</th> </tr> </thead> <tbody> <tr> <td>Government</td> <td></td> <td></td> <td></td> <td></td> <td></td> <td>3</td> <td>1</td> <td></td> <td>1</td> <td>5</td> </tr> </tbody> </table> <table border="1" data-bbox="470 1792 1173 1870"> <thead> <tr> <th colspan="2"></th> <th colspan="8">Number of computers functional in schools</th> </tr> <tr> <th>Schools</th> <th></th> <th>0</th> <th>1</th> <th>2</th> <th>3</th> <th>6</th> <th>9</th> <th>Above 10</th> <th>Total</th> </tr> </thead> <tbody> <tr> <td>Government</td> <td></td> <td></td> <td></td> <td></td> <td>3</td> <td>1</td> <td></td> <td>1</td> <td>5</td> </tr> </tbody> </table>			Number of computers available in schools								Schools		0	1	2-3	4-5	6-10	11-15	16-20	Above 20	Total	Government						3	1		1	5			Number of computers functional in schools								Schools		0	1	2	3	6	9	Above 10	Total	Government					3	1		1	5
		Number of computers available in schools																																																													
Schools		0	1	2-3	4-5	6-10	11-15	16-20	Above 20	Total																																																					
Government						3	1		1	5																																																					
		Number of computers functional in schools																																																													
Schools		0	1	2	3	6	9	Above 10	Total																																																						
Government					3	1		1	5																																																						

S.No.	Indicators
	<p>b) Availability of internet connection (If any). Only the Higher Secondary school has internet connection.</p> <p>c) Using any IT / IT enabled services based solutions / services (like e-learning etc.) (if any) No other IT based services are available.</p>
13.	<p><u>Safety & Hygiene:</u></p> <p>i) General Impression of the environment, Safety and hygiene: The cooking is done in a safe and hygiene manner.</p> <p>ii) Are children encouraged to wash hands before and after eating The children are encouraged to wash the hands before and after eating. One thing is sure that they wash their hands and the plate after eating.</p> <p>iii) Do the children take meals in an orderly manner? The children sit in the orderly manner for meals.</p>  <p>iv) Conservation of water? They do have the tendency to conserve water, for water is scarce in the islands.</p>

S.No.	Indicators
	<p>v) Is the cooking process and storage of fuel safe, not posing any fire hazard?</p> <p>The cooking process and storage of firewood are safe and not posing any fire hazard.</p>
14.	<p><u>Community Participation</u></p> <p>i) Extent of participation by Parents / SMC / VEC / Panchayats / Urban bodies in daily supervision and monitoring. Parents do visit the schools occasionally.</p> <p>ii) Is any roster of community members being maintained for supervision of the MDM? No roster is available.</p> <p>iii) Is there any social audit mechanism in the school? Nothing to hide in the island. It is a very small and one and the same community. People are aware of all things taking place in the island. Departmental auditing is also conducted.</p> <p>iv) Number of meetings of SMC held during the monitoring period. Three meetings have been held. Further the SMC members meet in the school quite often informally.</p> <p>v) In how many of these meetings issues related to MDM were discussed? In all SMC meetings the issues relating to MDM figure; for every item, the schools and the community depend on the shipment from the mainland.</p>
15.	<p><u>Inspection & Supervision</u></p> <p>i) Is there any Inspection Register available at school level? Available.</p>

S.No.	Indicators
	<p>ii) Whether school has received any funds under MME component?</p> <p>Schools have received funds under MME component for maintaining the kitchen.</p> <p>iii) Whether State / District / Block level officers / officials inspecting the MDM Scheme?</p> <p>MDM in the school is being inspected by CRC and BRC coordinators and UT officials.</p> <p>iv) The frequency of such inspections? Twice in a month.</p>
16.	<p><u>Impact</u></p> <p>i) Has the mid day meal improved the enrolment, attendance, retention of children in school?</p> <p>ii) Whether mid day meal has helped in improvement of the social harmony?</p> <p>iii) Whether mid day meal has helped in improvement of the nutritional status of the children?</p> <p>iv) Is there any other incidental benefit due to serving of meal in schools?</p> <p>‘Midday meal scheme’ has been functioning in the islands for decades. It was funded by government of Lakshadweep. Further Lakshadweep’s enrolment in school education and literacy rate are higher than many states in the country. As such it is very difficult to assess the impact of MDM in the island.</p>
17.	<p><u>Grievance Redressal Mechanism</u></p> <p>i) Is any grievance redressal mechanism in the district for MDMS?</p> <p>There are no grievances. One and the same community in the island. No one gets the temptation to steal away from the schools. However, the Principal of the Lead School in the island (Kavaratti) listens to the grievance, if any.</p> <p>ii) Whether the district / block / school having any toll free number?</p> <p>Yes.</p>

2. Monitoring of Centralized Kitchens

There are no centralized kitchens in the island